



Arbour 12-LA50

Type : Applique/Flushmount

Matériaux/Materials : Aluminium powder coat

Specifications : E26 base LED, 120 volts, dimmable

Ampoule/Bulb : Tala T11 6watt • 420 lumens • 3000k

Poids/Weight: 2 lb.


Garantie/Warranty : 5 ans/years

Certification : 

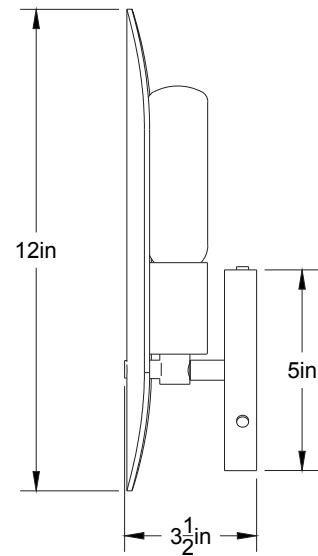
Usage intérieur seulement/Indoor use only

Lien 3D/link : <https://a360.co/3Fa8FtF>

Pour tous les fichiers 3D, incluant CAD, Revit et IES, visitez le www.luminaireauthentik.com / For 3D drawings of all products, including CAD, Revit and IES files, please visit www.luminaireauthentik.com





































Avant/Front



Côté/Side

Objets/Objects Ext.

 WTL	 CRL	 NDM	 NGL	 SGL	 MEM	 TLM	 ORM
 WTM	 OWM	 PHM	 TCT	 LGL	 AYL	 MGM	 BZM
 WGL	 BGM	 RHL	 CYL	 GYL	 WHL	 GMY	 SLM
 LIM	 SAM	 POM	 RCT	 PBL	 SNL	 CTL	 CHM
 GLM	 CFL	 LVL	 REL	 BSM(\$)	 YLL	 VCL	 BKM